

(1)(a) Statement showing ShareHolding Pattern

Name of the Company : Metroglobal Ltd.
Quarter Ended : 31-03-2013
Scrip Code : 500159



Partly paid-up Shares	No.of Partly paid-up Shares	As a % of total No. of Partly paid-up Shares	As a % of Total no. of Shares of the Company
Held by Promoters/ Promoters Group	0		
Held by Public	0		
TOTAL - D	0		

Outstanding Conv. Securities	No.of Outstanding Securities	As a % of Total no.of O/S Conv.Securities	As a % of Total no.of shares of the Co., assuming full conv.
Held by Promoters/ Promoters Group	0		
Held by Public	0		
TOTAL - E	0		

Warrants :	No.of Warrants	As a % of Total no.of Warrants	As a % of Total no.of shares of the Co., assuming full conv.
Held by Promoters/ Promoters Group	0		
Held by Public	0		
TOTAL - F	0		

Total paid-up Capital of the Company assum- ing full conv. Of warrants & securities	15539709
---	----------


FOR. METRO GLOBAL LIMITED
COMPANY SECRETARY



Statement Showing Shareholding Pattern - Table (I)(a)

Metroglobal Ltd.

Scrip Code : 500159
Quarter Ended : 31-03-2013



Category code	Category of Shareholder	Number of Shareholders	Total number of shares	Number of shares held in dematerialized form	Total shareholding as a percentage of total number of shares		Shares pledged or otherwise encumbered	
					As a percentage of(A+B) ¹	As a percentage of (A+B+C)	Number of shares	As a % of Total No. of Shares
(A)	Shareholding of Promoter and Promoter Group ²							
1	Indian	11	2602444	2471826	16.747	16.747	0	0.000
a	Individual Huf	0	0	0	0.000	0.000	0	0.000
b	Central/State Gov	12	6715453	6715453	43.215	43.215	0	0.000
c	Bodies Corporates	0	0	0	0.000	0.000	0	0.000
d	Fins / Banks	0	0	0	0.000	0.000	0	0.000
e	Any Other specify	0	0	0	0.000	0.000	0	0.000
e-1		0	0	0	0.000	0.000	0	0.000
e-2								
	Sub Total(A)(1)	23	9317897	9187279	59.962	59.962	0	0.000
2	Foreign	0	0	0	0.000	0.000	0	0.000
a	Indy NRI/For Ind	0	0	0	0.000	0.000	0	0.000
b	Bodies Corporate	0	0	0	0.000	0.000	0	0.000
c	Institutions	0	0	0	0.000	0.000	0	0.000
d	Qualified For.Inv.	0	0	0	0.000	0.000	0	0.000
e	Any Other Specify	0	0	0	0.000	0.000	0	0.000
e-1		0	0	0	0.000	0.000	0	0.000
e-2								
	Sub Total(A)(2)	0	0	0	0.000	0.000	0	0.000
	Total Shareholding of Promoter and Promoter Group Total (A)= (A)(1)+(A)(2)	23	9317897	9187279	59.962	59.962	0	0.000
(B)	Public shareholding							
1	Institutions	5	568	55	0.004	0.004		
a	Mutual Funds	7	10787	10681	0.069	0.069		
b	Fins / Banks	4	7576	7576	0.049	0.049		
c	Central/State Govt	1	107	107	0.001	0.001		
d	Venture Cap Fund	0	0	0	0.000	0.000		
e	Insurance Comp(s)	2	1142	0	0.007	0.007		
f	Foreign Ins Invest	0	0	0	0.000	0.000		
g	Foreign Ven Cap In							


FOR. METRO GLOBAL LIMITED
COMPANY SECRETARY



Statement Showing Shareholding Pattern - Table (I)(a)

Metroglobal Ltd.

Scrip Code : 500159
Quarter Ended : 31-03-2013



Category code	Category of Shareholder	Number of Shareholders	Total number of shares	Number of shares held in dematerialized form	Total shareholding as a percentage of total number of shares		Shares pledged or otherwise encumbered	
					As a percentage of (A+B) ¹	As a percentage of (A+B+C)	Number of shares	As a % of Total No. of Shares
		0	0	0	0.000	0.000		
h	Qualified For. Inv.	0	0	0	0.000	0.000		
i	Any Other -Specify	0	0	0	0.000	0.000		
i-1		0	0	0	0.000	0.000		
i-2								
	Sub-Total (B)(1)	19	20180	18419	0.130	0.130		
B 2	Non-institutions	392	3738391	3723517	24.057	24.057		
a	Bodies Corporates				9.212	9.212		
b	Individuals	16039	1431488	1043518	4.731	4.731		
	i) upto Rs 1-Lac	22	735212	735212	0.000	0.000		
	ii) above Rs1-Lac	0	0	0	0.003	0.003		
c	Qualified For. Inv.	5	396	396	0.000	0.000		
d	Any Other -Clr-Mem	0	0	0	0.000	0.000		
d-1		0	0	0	1.867	1.867		
d-2		2	290192	0	0.038	0.038		
	-OCB	125	5953	5771				
	-NRI							
	Sub-Total (B)(2)	16585	6201632	5508414	39.908	39.908		
(B)	Total (B)=(B)(1)+(B)(2)	16604	6221812	5526833	40.038	40.038		
	TOTAL (A)+(B)	16627	15539709	14714112			100.000	0.000
(C)	Held by Custodians against Depository Receipts						0.000	
	PROMOTER & PRO GRP	0	0	0			0.000	
	PUBLIC	0	0	0				
	GRAND TOTAL (A)+(B)+(C)	16627	15539709	14714112			100.000	0.000

FOR. METRO GLOBAL LIMITED

COMPANY SECRETARY



(1)(b) Statement showing holding of securities (including shares, warrants, convertible securities) of persons belonging to the category "Promoter and Promoter Group"



Sr. No.	Ref- No	Name of the shareholder	Total Shares held		Shares pledged or otherwise encumbered			Details of warrant		Details of convertible securities		Total shares (including underlying shares assuming full conversion of warrant and convertible securities) as a % of diluted share capital
			Number	As a % of grand total (A)+(B)+(C)	Number	% of Total shares held	As a % of grand total (A)+(B)+(C)	Number of warrants held	As a % of total No of warrants of the same class	Number of convertible securities held	As a % of total No of convertible securities of the same class	
												0.070
			10818	0.070	0	0.000	0.000	0	0.000	0	0.000	0.347
1	0900385	RAHUL G JAIN	54000	0.347	0	0.000	0.000	0	0.000	0	0.000	0.405
2	0900386	NITU GAUTAMKUMAR JAIN	63000	0.405	0	0.000	0.000	0	0.000	0	0.000	0.003
3	0900387	EKTA GAUTAMKUMAR JAIN(THRU'FATHER &	500	0.003	0	0.000	0.000	0	0.000	0	0.000	0.002
4	0901927	MITHALAL MUKUNCHAND	300	0.002	0	0.000	0.000	0	0.000	0	0.000	0.006
5	0902107	NITU JAIN	1000	0.006	0	0.000	0.000	0	0.000	0	0.000	15.048
6	0902143	NEETU G JAIN	1000	0.006	0	0.000	0.000	0	0.000	0	0.000	5.208
7	0902669	RITU G JAIN	2338380	15.048	0	0.000	0.000	0	0.000	0	0.000	3.138
8	10126523	GAUTAMKUMAR MITHALAL JAIN	809350	5.208	0	0.000	0.000	0	0.000	0	0.000	3.643
9	10246403	CHEER TRADING AND INVESTMENT PVT.LT	487666	3.138	0	0.000	0.000	0	0.000	0	0.000	0.160
10	10246428	SPRING TRADING AND INVESTMENT PVT L	566156	3.643	0	0.000	0.000	0	0.000	0	0.000	4.065
11	10246436	AMAZE TRADING AND INVESTMENT PVT.LT	24800	0.160	0	0.000	0.000	0	0.000	0	0.000	1.524
12	10246444	BLOOM INVESTMENT AND TRADING PVT LT	631736	4.065	0	0.000	0.000	0	0.000	0	0.000	1.347
13	10246461	WORSHIP TRADING AND INVESTMENT PVT	236800	1.524	0	0.000	0.000	0	0.000	0	0.000	0.355
14	10247529	SPARKLING TRADEFIN PVT.LTD	209391	1.347	0	0.000	0.000	0	0.000	0	0.000	0.807
15	10247537	PROGRESSIVE INVATRADE PVT.LTD	55200	0.355	0	0.000	0.000	0	0.000	0	0.000	0.412
16	10250846	MINERVA DYECEM INDUSTRIES PVT LTD	125416	0.807	0	0.000	0.000	0	0.000	0	0.000	0.235
17	10257755	CHARM TRADING AND INVESTMENT PVT LT	64000	0.412	0	0.000	0.000	0	0.000	0	0.000	10.798
18	10444021	RAHUL GAUTAMKUMAR JAIN	36546	0.235	0	0.000	0.000	0	0.000	0	0.000	6.334
19	10914185	BHAVNA GAUTAMKUMAR JAIN	1678052	10.798	0	0.000	0.000	0	0.000	0	0.000	0.212
20	10932785	MAIDEN TRADEFIN PVT LTD	984360	6.334	0	0.000	0.000	0	0.000	0	0.000	5.834
21	10935068	SEARCH INVATRADE PVT LTD	32900	0.212	0	0.000	0.000	0	0.000	0	0.000	
22	11611464	GAUTAMKUMAR MITHALAL (HUF)	906526	5.834	0	0.000	0.000	0	0.000	0	0.000	
23	15818655	ANIL DYECEM IND PVT LTD										
			9317897	59.962	0	0.000	0.000	0	0.000	0	0.000	59.959
		Total Promoter & Promoter Group										



FOR. METRO GLOBAL LIMITED

COMPANY SECRETARY

(I)(d) Statement showing details of locked-in shares

Sr. No.	Ref- Num	Name of the shareholder	Number of locked-in shares	Locked-in shares as a percentage of total number of shares {i.e., Grand Total (A)+(B)+(C) indicated in Statement at para (I)(a) above}	Promoter/Promoter Group/Public
		 FOR METRO GLOBAL LIMITED COMPANY SECRETARY			
1	10246436	AMAZE TRADING AND INVESTMENT PVT	566156	3.643	-Pro
2	15818655	ANIL DYECHM IND PVT LTD	906526	5.834	-Pro
3	10914185	BHAVNA GAUTAMKUMAR JAIN	36546	0.235	-Pro
4	10246444	BLOOM INVESTMENT AND TRADING PVT	24800	0.160	-Pro
5	10257755	CHARM TRADING AND INVESTMENT PVT	125416	0.807	-Pro
6	10246403	CHEER TRADING AND INVESTMENT PVT	809350	5.208	-Pro
7	0900387	EKTA GAUTAMKUMAR JAIN(THRU'FATHE	63000	0.405	-Pro
8	11611464	GAUTAMKUMAR MITHALAL (HUF)	32900	0.212	-Pro
9	10126523	GAUTAMKUMAR MITHALAL JAIN	2338380	15.048	-Pro
10	10932785	MAIDEN TRADEFIN PVT LTD	1678052	10.798	-Pro
11	16875441	MEGHA BIOTECH PVT LTD	2705667	17.411	-Pub
12	10250846	MINERVA DYECHM INDUSTRIES PVT L	55200	0.355	-Pro
13	0901927	MITHALAL MUKUNCHAND	500	0.003	-Pro
14	0902143	NEETU G JAIN	1000	0.006	-Pro
15	0900386	NITU GAUTAMKUMAR JAIN	54000	0.347	-Pro
16	0902107	NITU JAIN	300	0.002	-Pro
17	10247537	PROGRESSIVE INVATRADE PVT.LTD	209391	1.347	-Pro
18	0900385	RAHUL G JAIN	10818	0.070	-Pro
19	10444021	RAHUL GAUTAMKUMAR JAIN	64000	0.412	-Pro
20	0902669	RITU G JAIN	1000	0.006	-Pro
21	10935068	SEARCH INVATRADE PVT LTD	984360	6.334	-Pro
22	10247529	SPARKLING TRADEFIN PVT.LTD	236800	1.524	-Pro
23	10246428	SPRING TRADING AND INVESTMENT PV	487666	3.138	-Pro
24	10246461	WORSHIP TRADING AND INVESTMENT P	631736	4.065	-Pro
		Total locked in shares	12023564	77.373	

(II)(a) Statement showing details of Depository Receipts (DRs)

Sr. No.	Ref-Num	Name of theHolder	Type of outstanding DR (ADRs, GDRs, SDRs, etc.)	Number of outstanding DRs	Number of shares underlying outstanding DRs	Shares underlying outstanding DRs as a percentage of total number of shares {i.e., Grand Total (A)+(B)+(C) indicated in Statement at para (I)(a) above}



FOR METRO GLOBAL LIMITED

[Signature]
COMPANY SECRETARY

(II)(b) Statement showing Holding of Depository Receipts (DRs), where underlying shares held by Promoter/Promoter Group are in excess of 1% of the total number of shares

Sr. No.	Ref-Num	Name of the DR Holder	Type of outstanding DR (ADRs, GDRs, SDRs, etc.)	Number of outstanding DRs	Number of shares underlying outstanding DRs	Shares underlying outstanding DRs as a percentage of total number of shares {i.e., Grand Total (A)+(B)+(C) indicated in Statement at para (I)(a) above}



FOR. METRO GLOBAL LIMITED
 COMPANY SECRETARY