

(1)(a) Statement showing ShareHolding Pattern

Name of the Company : Metroglobal Ltd.

Quarter Ended : 30-09-2012

Scrip Code : 500159



Partly paid-up Shares	No.of Partly paid-up Shares	As a % of total No. of Partly paid-up Shares	As a % of Total no. of Shares of the Company
Held by Promoters/ Promoters Group	0		
Held by Public	0		
TOTAL - D	0		

Outstanding Conv. Securities	No.of Outstanding Securities	As a % of Total no.of O/S Conv.Securities	As a % of Total no.of shares of the Co., assuming full conv.
Held by Promoters/ Promoters Group	0		
Held by Public	0		
TOTAL - E	0		

Warrants :	No.of Warrants	As a % of Total no.of Warrants	As a % of Total no.of shares of the Co., assuming full conv.
Held by Promoters/ Promoters Group	0		
Held by Public	0		
TOTAL - F	0		

Total paid-up Capital of the Company assum- ing full conv. Of warrants & securities	12613042
---	----------

FOR. METRO GLOBAL LIMITED


COMPANY SECRETARY

Statement Showing Shareholding Pattern - Table (I)(a)

Metroglobal Ltd.

Scrip Code : 500159

Quarter Ended : 30-09-2012

Category code	Category of Shareholder	Number of Shareholders	Total number of shares	Number of shares held in dematerialized form	Total shareholding as a percentage of total number of shares		Shares pledged or otherwise encumbered	
					As a percentage of(A+B) ¹	As a percentage of (A+B+C)	Number of shares	As a % of Total No. of Shares
(A)	Shareholding of Promoter and Promoter Group ²							
1	Indian							
a	Individual Huf	12	1552444	1421326	12.308	12.308	0	0.000
b	Central/State Gov	0	0	0	0.000	0.000	0	0.000
c	Bodies Corporate	121	9112700	9112700	77.692	77.692	0	0.000
d	Fins / Banks	0	0	0	0.000	0.000	0	0.000
e	Any Other Specify	0	0	0	0.000	0.000	0	0.000
e-1		0	0	0	0.000	0.000	0	0.000
e-2		0	0	0	0.000	0.000	0	0.000
	Sub Total(A)(1)	24	8267897	8136779	65.550	65.550	0	0.000
2	Foreign							
a	Indv NRI/For Ind	0	0	0	0.000	0.000	0	0.000
b	Bodies Corporate	0	0	0	0.000	0.000	0	0.000
c	Institutions	0	0	0	0.000	0.000	0	0.000
d	Qualified For. Inv.	0	0	0	0.000	0.000	0	0.000
e	Any Other Specify	0	0	0	0.000	0.000	0	0.000
e-1		0	0	0	0.000	0.000	0	0.000
e-2		0	0	0	0.000	0.000	0	0.000
	Sub Total(A)(2)	0	0	0	0.000	0.000	0	0.000
	Total Shareholding of Promoter and Promoter Group Total (A)= (A)(1)+(A)(2)	24	8267897	8136779	65.550	65.550	0	0.000
(B)	Public shareholding							
1	Institutions							
a	Mutual Funds	5	568	25	0.005	0.005		
b	Fins / Banks	7	10787	10681	0.086	0.086		
c	Central/State Govt	4	7576	7576	0.060	0.060		
d	Venture Cap Fund	1	107	107	0.001	0.001		
e	Insurance Comp(s)	0	0	0	0.000	0.000		
f	Foreign Ins Invest	2	1142	0	0.009	0.009		
g	Foreign Ven Cap In	0	0	0	0.000	0.000		

FOR. METRO GLOBAL LIMITED

COMPANY SECRETARY

Statement Showing Shareholding Pattern - Table (I)(a)

Metroglobal Ltd.

Scrip Code : 500159

Quarter Ended : 30-09-2012

Category code	Category of Shareholder	Number of Shareholders	Total number of shares	Number of shares held in dematerialized form	Total shareholding as a percentage of total number of shares		Shares pledged or otherwise encumbered	
					As a percentage of (A+B) ¹	As a percentage of (A+B+C)	Number of shares	As a % of Total No. of Shares
h	Qualified For.Inv.	0	0	0	0.000	0.000		
i	Any Other -Specify	0	0	0	0.000	0.000		
i-1		0	0	0	0.000	0.000		
i-2		0	0	0	0.000	0.000		
	Sub-Total (B)(1)	19	20180	18389	0.160	0.160		
B 2	Non-institutions							
a	Bodies Corporates	396	1856567	1012693	14.719	14.719		
b	Individuals							
	i) upto Rs 1-Lac	16362	1452079	1059693	11.513	11.513		
	ii) above Rs1-Lac	22	720175	720175	5.710	5.710		
c	Qualified For.Inv.	0	0	0	0.000	0.000		
d	Any Other -Clr-Mem	0	0	0	0.000	0.000		
d-1		0	0	0	0.000	0.000		
d-2		0	0	0	0.000	0.000		
	-OCB	2	290192	0	2.301	2.301		
	-NRI	127	5952	5769	0.047	0.047		
	Sub-Total (B)(2)	16909	4324965	2798330	34.290	34.290		
(B)	Total (B)= (B)(1)+(B)(2)	16928	4345145	2816719	34.450	34.450		
	TOTAL (A)+(B)	16952	12613042	10953498		100.000	0	0.000
(C)	Held by Custodians against Depository Receipts							
	PROMOTER & PRO GRP	0	0	0		0.000		
	PUBLIC	0	0	0		0.000		
	GRAND TOTAL (A)+(B)+(C)	16952	12613042	10953498		100.000	0	0.000

FOR. METRO GLOBAL LIMITED

COMPANY SECRETARY

Sr.No	Notes

[Handwritten signature]

FOR METRO GLOBAL LIMITED

[Handwritten signature]

COMPANY SECRETARY

(1)(b) Statement showing holding of securities (including shares, warrants, convertible securities) of persons belonging to the category "Promoter and Promoter Group"

Sr. No.	Ref- No	Name of the shareholder	Total Shares held		Shares pledged or otherwise encumbered			Details of warrant		Details of convertible securities		Total shares (including underlying shares assuming full conversion of warrant and convertible securities) as a % of diluted share capital
			Number	As a % of grand total (A)+(B)+(C)	Number	% of Total shares held	As a % of grand total (A)+(B)+(C)	Number of warrants held	As a % of total No of warrants of the same class	Number of convertible securities held	As a % of total No of convertible securities of the same class	
												0.086
1	0900385	RAHUL G JAIN	10818	0.086	0	0.000	0.000	0	0.000	0	0.000	0.428
2	0900386	NITU GAUTAMKUMAR JAIN	54000	0.428	0	0.000	0.000	0	0.000	0	0.000	0.499
3	0900387	EKTA GAUTAMKUMAR JAIN(THRU/FATHER &	63000	0.499	0	0.000	0.000	0	0.000	0	0.000	0.004
4	0901160	GAUTAMKUMAR MITHALAL	500	0.004	0	0.000	0.000	0	0.000	0	0.000	0.004
5	0901827	MITHALAL MURUNGOPIA	500	0.004	0	0.000	0.000	0	0.000	0	0.000	0.004
6	0902107	NITU JAIN	1000	0.008	0	0.000	0.000	0	0.000	0	0.000	0.008
7	0902142	NEETU G JAIN	1000	0.008	0	0.000	0.000	0	0.000	0	0.000	10.211
8	0902669	RITU G JAIN	1287880	10.211	0	0.000	0.000	0	0.000	0	0.000	6.417
9	10126523	GAUTAMKUMAR MITHALAL JAIN	809350	6.417	0	0.000	0.000	0	0.000	0	0.000	3.866
10	10246403	CHEER TRADING AND INVESTMENT PVT.LT	487666	3.866	0	0.000	0.000	0	0.000	0	0.000	4.489
11	10246428	SPRING TRADING AND INVESTMENT PVT L	568156	4.489	0	0.000	0.000	0	0.000	0	0.000	0.197
12	10246436	AMAZE TRADING AND INVESTMENT PVT.LT	24800	0.197	0	0.000	0.000	0	0.000	0	0.000	5.009
13	10246444	BLOOM INVESTMENT AND TRADING PVT LT	631736	5.009	0	0.000	0.000	0	0.000	0	0.000	1.877
14	10246461	WORSHIP TRADING AND INVESTMENT PVT	236800	1.877	0	0.000	0.000	0	0.000	0	0.000	1.660
15	10247529	SPARKLING TRADEFIN PVT.LTD	209391	1.660	0	0.000	0.000	0	0.000	0	0.000	0.438
16	10247537	PROGRESSIVE INVATRADE PVT.LTD	55200	0.438	0	0.000	0.000	0	0.000	0	0.000	0.994
17	10250846	MINERVA DYECHEM INDUSTRIES PVT LTD	125416	0.994	0	0.000	0.000	0	0.000	0	0.000	0.507
18	10257755	CHARM TRADING AND INVESTMENT PVT LT	64000	0.507	0	0.000	0.000	0	0.000	0	0.000	0.290
19	10444021	RAHUL GAUTAMKUMAR JAIN	36546	0.290	0	0.000	0.000	0	0.000	0	0.000	13.304
20	10914185	BHAVNA GAUTAMKUMAR JAIN	1678052	13.304	0	0.000	0.000	0	0.000	0	0.000	7.804
21	10932785	MAIDEN TRADEFIN PVT LTD	984360	7.804	0	0.000	0.000	0	0.000	0	0.000	0.261
22	10935068	SEARCH INVATRADE PVT LTD	32900	0.261	0	0.000	0.000	0	0.000	0	0.000	7.187
23	11611464	GAUTAMKUMAR MITHALAL (HUF)	906526	7.187	0	0.000	0.000	0	0.000	0	0.000	
24	15818655	ANIL DYECHEM IND PVT LTD										
		Total Promoter & Promoter Group	8267897	65.550	0	0.000	0.000	0	0.000	0	0.000	65.550


FOR. METRO GLOBAL LIMITED
 COMPANY SECRETARY

(D)(c) Statement showing holding of securities (including shares, warrants, convertible securities) of persons belonging to the category "Public" and holding more than 1% of the total number of shares									
Sr. No.	Ref-Num	Name of the shareholder	Number of shares	Shares as a percentage of total number of shares (i.e., Grand Total (A)+(B)+(C) indicated in Statement at para (I)(a) above)	Details of warrant		Details of convertible securities		Total shares (including underlying shares assuming full conversion of warrant and convertible securities) as a % of diluted share capital
					Number of warrants held	As a % of total No of warrants of the same class	Number of convertible securities held	As a % of total No of convertible securities of the same class	
			141980	1.126	0	0.000	0	0.000	1.126
1	14199415	BARODA BROKERS PVT LTD	276000	2.188	0	0.000	0	0.000	2.188
2	0900121	GANDAK PVT LTD	829000	6.573	0	0.000	0	0.000	6.573
3	0903404	MEGHA BIOTECH PVT LTD	322500	2.594	0	0.000	0	0.000	4.491
4	10260854	NAVKAR SYNTHICHEM PRIVATE LIMITED		0.000					
		Total	1813480	14.378	0	0.000	0	0.000	14.378

FOR. METRO GLOBAL LIMITED

COMPANY SECRETARY

(I)(c) Statement showing holding of securities (including shares, warrants, convertible securities) of persons (together with PAC) belonging to the category "Public" and holding more than 5% of the total number of shares									
Sr. No.	Ref-Num	Name of the shareholder	Number of shares	Shares as a percentage of total number of shares (i.e., Grand Total (A)+(B)+(C) indicated in Statement at para (I)(a) above)	Details of warrant		Details of convertible securities		Total shares (including underlying shares assuming full conversion of warrant and convertible securities) as a % of diluted share capital
					Number of warrants held	As a % of total No of warrants of the same class	Number of convertible securities held	As a % of total No of convertible securities of the same class	
			829000	6.573	0	0.000	0	0.000	6.573
1	0903404	MEGHA BIOTECH PVT LTD		0.000					
		Total -Public [5% & above]	829000	6.573	0	0.000	0	0.000	6.573




FOR. METRO GLOBAL LIMITED

COMPANY SECRETARY

(I)(d) Statement showing details of locked-in shares

Sr. No.	Ref- Num	Cat	Name of the shareholder	Number of locked-in shares	Locked-in shares as a percentage of total number of shares {i.e., Grand Total (A)+(B)+(C) indicated in Statement at para (I)(a) above}
			Total Locked in Shares		


FOR. METRO GLOBAL LIMITED


COMPANY SECRETARY

(II)(a) Statement showing details of Depository Receipts (DRs)

Sr. No.	Ref-Num	Name of theHolder	Type of outstanding DR (ADRs, GDRs, SDRs, etc.)	Number of outstanding DRs	Number of shares underlying outstanding DRs	Shares underlying outstanding DRs as a percentage of total number of shares {i.e., Grand Total (A)+(B)+(C) indicated in Statement at para (I)(a) above}

FOR METRO GLOBAL LIMITED


COMPANY SECRETARY

(II)(b) Statement showing Holding of Depository Receipts (DRs), where underlying shares held by Promoter/Promoter Group are in excess of 1% of the total number of shares

Sr. No.	Ref-Num	Name of the DR Holder	Type of outstanding DR (ADRs, GDRs, SDRs, etc.)	Number of outstanding DRs	Number of shares underlying outstanding DRs	Shares underlying outstanding DRs as a percentage of total number of shares {i.e., Grand Total (A)+(B)+(C) indicated in Statement at para (I)(a) above}

FOR METRO GLOBAL LIMITED

[Signature]
COMPANY SECRETARY